

INCREDIBLE<sup>TM</sup>

ATHENA<sup>TM</sup>  
SUPER ICE ❄️

# TREATMENT PARAMETER FORM

For 10 Bar 1200W Diode Laser



HEALTH CANADA LICENCED

# FEMALE


## Parameter

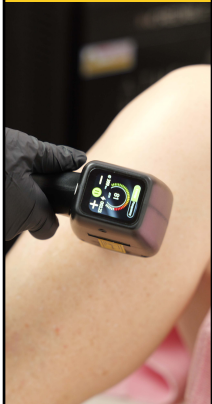



	<b>Face</b>						
	<b>Energy (J/c m<sup>2</sup>)</b>	60	55	45	40	35	30
	<b>Pulse Width (ms)</b>	30	30	30	30	30	30
	<b>Frequency (Hz)</b>	5	5	6	6	6	7
	<b>Shot Numbers</b>	Face treatment <b>600–800 shots</b>					
<b>Treatment Time</b>	Total treatment time is about <b>6–8 minutes</b>						

	<b>Armpit</b>						
	<b>Energy (J/c m<sup>2</sup>)</b>	65	60	55	55	45	40
	<b>Pulse Width (ms)</b>	30	30	30	30	30	30
	<b>Frequency (Hz)</b>	5	5	6	6	6	7
	<b>Shot Numbers</b>	Each Armpit treatment <b>200–350 shots</b>					
<b>Treatment Time</b>	Each armpit total treatment time is about <b>3–5minutes</b>						

	<b>Abdomen</b>						
	<b>Energy (J/c m<sup>2</sup>)</b>	70	65	60	55	50	45
	<b>Pulse Width (ms)</b>	30	30	30	30	30	30
	<b>Frequency (Hz)</b>	5	5	6	6	6	7
	<b>Shot Numbers</b>	Abdomen treatment <b>1500–3300 shots</b>					
<b>Treatment Time</b>	Total treatment time is about <b>9–15 minutes</b>						

	<b>Bikini</b>	<b>Energy (J/c m<sup>2</sup>)</b>	60	55	50	45	40	35
	<b>Pulse Width (ms)</b>	30	30	30	30	30	30	30
	<b>Frequency (Hz)</b>	5	5	6	6	6	6	7
	<b>Shot Numbers</b>	<b>Bikini treatment 450- 550 shots</b>						
	<b>Treatment Time</b>	<b>Total treatment time is about 4-6 minutes</b>						

	<b>Leg</b>	<b>Energy (J/c m<sup>2</sup>)</b>	70	65	60	55	50	45
	<b>Pulse Width (ms)</b>	30	30	30	30	30	30	30
	<b>Frequency (Hz)</b>	5	5	6	6	6	6	7
	<b>Shot Numbers</b>	<b>Each leg treatment 2900 -4200 shots</b>						
	<b>Treatment Time</b>	<b>Each treatment time is about 16-20 minutes</b>						

	<b>Arm</b>	<b>Energy (J/c m<sup>2</sup>)</b>	65	60	55	50	45	40
	<b>Pulse Width (ms)</b>	30	30	30	30	30	30	30
	<b>Frequency (Hz)</b>	5	5	6	6	6	6	7
	<b>Shot Numbers</b>	<b>Each Arm treatment 1900-3200 shots</b>						
	<b>Treatment Time</b>	<b>Each treatment time is about 12-16 minutes</b>						



# MALE


## Parameter





	<b>Face</b>	<b>Energy (J/c m<sup>2</sup>)</b>	55	50	45	40	35	30
		<b>Pulse Width (ms)</b>	30	30	30	30	30	30
		<b>Frequency (Hz)</b>	5	5	6	6	6	7
		<b>Shot Numbers</b>	Face treatment <b>600–800 shots</b>					
		<b>Treatment Time</b>	Total treatment time is about <b>6–8 minutes</b>					

	<b>Armpit</b>	<b>Energy (J/c m<sup>2</sup>)</b>	60	55	50	45	40	35
		<b>Pulse Width (ms)</b>	30	30	30	30	30	30
		<b>Frequency (Hz)</b>	5	5	6	6	6	7
		<b>Shot Numbers</b>	Each Armpit treatment <b>200–350 shots</b>					
		<b>Treatment Time</b>	Each armpit total treatment time is about <b>3–5minutes</b>					

	<b>Abdomen</b>	<b>Energy (J/c m<sup>2</sup>)</b>	65	60	55	50	45	40
		<b>Pulse Width (ms)</b>	30	30	30	30	30	30
		<b>Frequency (Hz)</b>	5	5	6	6	6	7
		<b>Shot Numbers</b>	Abdomen treatment <b>1500–3300 shots</b>					
		<b>Treatment Time</b>	Total treatment time is about <b>9–15 minutes</b>					

	<b>Bikini</b>	<b>Energy (J/c m<sup>2</sup>)</b>	60	55	50	45	40	35
		<b>Pulse Width (ms)</b>	30	30	30	30	30	30
		<b>Frequency (Hz)</b>	5	5	6	6	6	7
		<b>Shot Numbers</b>	<b>Bikini treatment 450- 550 shots</b>					
		<b>Treatment Time</b>	<b>Total treatment time is about 4-6 minutes</b>					

	<b>Leg</b>	<b>Energy (J/c m<sup>2</sup>)</b>	65	60	55	50	45	40
		<b>Pulse Width (ms)</b>	30	30	30	30	30	30
		<b>Frequency (Hz)</b>	5	5	6	6	6	7
		<b>Shot Numbers</b>	<b>Each leg treatment 2900 -4200 shots</b>					
		<b>Treatment Time</b>	<b>Each treatment time is about 16-20 minutes</b>					

	<b>Arm</b>	<b>Energy (J/c m<sup>2</sup>)</b>	60	55	50	45	40	35
		<b>Pulse Width (ms)</b>	30	30	30	30	30	30
		<b>Frequency (Hz)</b>	5	5	6	6	6	7
		<b>Shot Numbers</b>	<b>Each Arm treatment 1900-3200 shots</b>					
		<b>Treatment Time</b>	<b>Each treatment time is about 12-16 minutes</b>					

## I: Mark :

1) The **parameters are for reference only**. It is recommended to **start with low energy** and **adjust the parameters appropriately** according to the customer's feedback during treatment.

2) The **specific number of light spots is for reference only**. It will be different according to the physical condition of different customers, and the end point response of the treatment shall prevail.

## II: The best treatment result after one session:

1. Ask the **client** if they **can feel the pain of acupuncture** in each hair follicle.
2. **Mild erythema** will appear on the skin after laser treatment, and **small papules** will appear on the skin follicle opening, please refer to the picture below.  
(Remember not to blisters and erosion).



Mild erythema

Small Papule

**End the treatment immediately after reaching the above treatment end point.**

## III: Contraindications

- 1) People who have **recently received sun exposure** and are about to receive sun exposure.
- 2) People with **photosensitive skin** and those who have **used photosensitive drugs**.
- 3) Those who have recently **taken isotretinoin**.
- 4) **Pregnant women**.
- 5) **Severe diabetes, hypertension, heart disease patients**.
- 6) Those with a history of **keloids**.

- 7) **Patients** suspected of having **skin cancer**.
- 8) There are patients with **high expectations**, **patients with mental disorders**.
- 9) People with **infected skin** at the treatment site.
- 10) **Hormone cosmetics** such as freckle cream are being used.



## IV : Treatment skills:

1. **Small area treatment** (such as lips, armpits, hairline) with point pressure operation, two points of light at a time! If you can't tolerate it, you can press and release the light once!
2. **Large area treatment** (limbs, full back, abdomen) and other sliding operations can be imported in multiple directions, allowing light to be better introduced into the hair follicles!
3. **For the limbs, full back, and abdomen treatment**, it is more tired to press the button for a long time, you can choose to use the foot pedal, so the control is not tired!
4. **If there are dark spots or moles in the hair removal area**, you can use a white liner pen to cover them. If there are large spots or tattoos in the hair removal area, hair removal treatment is not recommended for that area.
5. **If severe redness occurs after treatment**, you can apply cold compress for 15–20 minutes to relieve discomfort. If the skin reaction shown in the following figure occurs, it means severe urticaria. Ask if there is a history of urticaria. You can use antihistamines for symptomatic treatment.

**6. If any blisters appear due to improper treatment, please refer to the treatment of burns and apply burn ointment to prevent infection.**



## **V : Post-operative considerations:**

1. Strengthen sun protection after surgery, it is best to **use SPF30–50 sun protection products**, go out and wear an umbrella and wear a cap.
2. Note that you can **take a bath only 48 hours after treatment!**
3. There will be **slight flushing, slight burning and pain in the treatment area**, which is normal! If the **discomfort is strong, apply a cold compress for 20–30 minutes** if necessary, and rub the skin without force.
4. **After the operation, the skin appears dry, you can apply jojoba oil or olive oil** to alleviate this discomfort!
5. Generally **about 7 days**, it is **easier to fall off or can be easily pulled out!**
6. **Avoid spicy foods and light-sensitive foods** (such as parsley, celery, leek, etc.) within a week.







# ATHENA<sup>TM</sup> SUPER ICE ❄️

**Dial for Queries**

**647-800-7945**

**[www.incrediblelaser.com](http://www.incrediblelaser.com)**



**HEALTH CANADA LICENCED**